





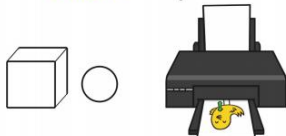


*Ideas include:*

- Using prepositions during a game of Simon Says (see resources page)
- Hiding objects around the room for the others to find. The children can take it in turns to give each other instructions to find the object.
- Using prepositions during a treasure hunt. Use the visual board to help if required.

 See how many gold coins you can find! Tick them off the list as you find them.	
Look <b>above</b> the bookshelves. 	<input type="checkbox"/> <input type="checkbox"/>
Look <b>next</b> to the sink. 	<input type="checkbox"/> <input type="checkbox"/>
Look <b>in front of</b> the computer. 	<input type="checkbox"/> <input type="checkbox"/>

Look <b>under</b> the table. 	<input type="checkbox"/> <input type="checkbox"/>
Look <b>below</b> the bookshelves. 	<input type="checkbox"/> <input type="checkbox"/>
Look <b>beside</b> the printer. 	<input type="checkbox"/> <input type="checkbox"/>